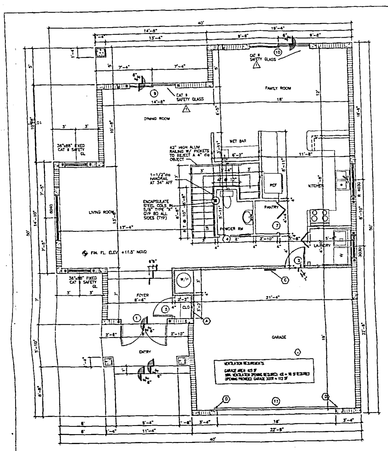

1ST FLOOR PLAN

WINDOW NOTES

ALL WINDOWS AND GLASS DOORS TO HAVE SCREEN PANELS
(AT WINDOWS AND DOORS NOT INDICATED AT IMPACT GLASS)
ALL WINDOWS TO HAVE 1/4" GLASS
WITH BARE ENDURE TINT

GENERAL NOTES

1. ALL SHOWER DOORS TO HAVE CAT II SAFETY GLASS
2. ALL FIXED GLASS TO COMPLY W/ FBC 2405.2
3. PROVIDE DADE COUNTY PRODUCT APPROVAL FOR ALL NEW WINDOWS AND DOORS
4. ALL NEW FRENCH AND SLIDING DOORS TO BE WITH TEMPERED GLASS OR OPTICAL SAFETY GLASS
5. ALL SLIDERS TO HAVE ANTI-SCRAPING DIVERTERS
6. ALL CLOSETS TO HAVE LOCKSETS CAPABLE OF BEING OPENED FROM THE INSIDE WITHOUT THE USE OF A KEY
7. ALL BATHROOMS TO HAVE LOCKSETS CAPABLE OF BEING OPENED FROM THE OUTSIDE WITHOUT THE USE OF A KEY
8. SHOWERS TO COMPLY W/ SECTION FBC SECTION 1024. PROVIDE WASTELINE OR DRAINS TO THE OUTSIDE OF BUILDING. PROVIDE ALL DETAILS TO CT WALLS TROUGH NON-CT WALLS. PROVIDE TILE AT SHOWER FLOOR. PROVIDE SHOWER PAN AT FLOOR AS PER FBC SECTION F417.5.2

AT PER FBL DADE BOC THIS ENVELOPE IS NOT A CONDITIONED

BUILDING AREA:

A/C AREA 2 1ST FLOOR:	11353 S.F.
A/C AREA 1ST FLOOR:	2 1ST 11353 S.F.
GARAGE:	4483 S.F.
COVERED ENTRANCE:	48.11 S.F.
COVERED TERRACE:	73.50 S.F.
TOTAL UNDER ROOF:	21.23.03 S.F.

NOTE NOTE
1. REFER TO ENGINEERING DRAWINGS FOR ALL STRUCTURAL DETAILS, SPECIFICATIONS, & NOTES.
2. ALL DIMENSIONS TO BE VERIFIED WITH ACTUAL DRAWING BOX, LAYOUT AND FINISH TO ACTUAL PLACING.

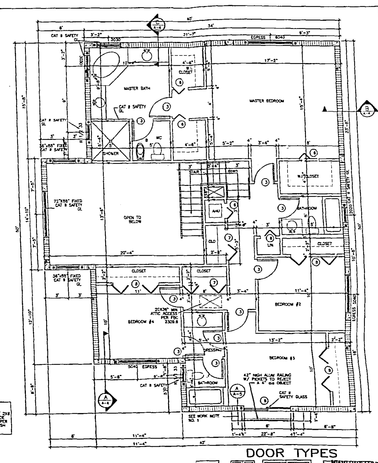

2ND FLOOR PLAN

DOOR TYPES

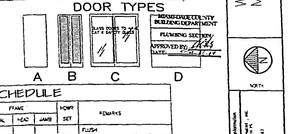

MIAMI-DADE COUNTY
BUILDING DEPARTMENT
PLANNING SECTION
APPROVED BY:
DATE:

APPROVED
MIAMI-DADE COUNTY
BUILDING DEPARTMENT
APPROVED BY:
DATE:

GARAGE NOTES:

4. 5/8" FIRE TYPE "X" GYP BD CEILING, FOR 1-HR FIRE RATED ASSEMBLY AS FOLLOWS:
   1x4 WOOD STRUCTURE 16" O.C. WITH 2 LAYERS 5/8" TYPE X GYP BOARD FOR ROOF SUPPORT OR PRE FINISHED MALE 4" AC PLANK TYPE EMPLOYED IN CONCRETE STRUCTURE OVER GARAGE. PRE FINISHED MALE 4" AC PLANK TYPE EMPLOYED IN CONCRETE STRUCTURE OVER GARAGE. PRE FINISHED MALE 4" AC PLANK TYPE EMPLOYED IN CONCRETE STRUCTURE OVER GARAGE. SPRAYED SOLUTION OF TEXTURE OR MINERAL WOOL BATTS OR BLANKS IN PRESSURE MINIMUM, OR COLLECTION INSULATION MINIMUM R-19 INSULATING VALUE OF 7 IN. BE SURE
5. 5/8" TYPE "X" GYP BD WALL FOR 1-HR FIRE RATED ASSEMBLY AS FOLLOWS:
   2x3" STS STUDS 16" OC AT 1 1/2" TYPE X GYP BD APPLIED VERTICALLY OR HORIZ. MALE 4" AC PLANK TYPE EMPLOYED IN CONCRETE STRUCTURE OVER GARAGE. PRE FINISHED MALE 4" AC PLANK TYPE EMPLOYED IN CONCRETE STRUCTURE OVER GARAGE. SEE DETAIL MALE 4" AC PLANK TYPE EMPLOYED IN CONCRETE STRUCTURE OVER GARAGE. SEE DETAIL MALE 4" AC PLANK TYPE EMPLOYED IN CONCRETE STRUCTURE OVER GARAGE. SEE DETAIL
6. PROVIDE BARE ENDURE TINT OR MOT OPTICS ENDURE WITH 20/20 CLEAR GARDIAN SUNGLE PROVIDE 5 SUPPL
7. PROVIDE PAD FOR AC UNITS & PATIO AT 1/2" A PROTRUDE 6 1/2 OC, THE BLOCK TUNE 2" PADS TOP OR BOTTOM. SEE DETAIL SHEET A-1

GENERAL NOTES

ALL INTERIOR PARTITION WALL BE 3-5/8" (3 1/2 IN) STUDS AT 24" OC. PROVIDE 2X4 BLOCKING AT HEIGHT FOR CONNECT AND PLUMBING FIXTURES SUPPORT

ALL EXT DOORS LOOK 5-4-L ZONFORM W/ FBC 1626 +

ALL WINDOWS AND PROVIDE W/ PRODUCT APPROVED STORM PANELS

ALL EXTERIOR WINDOWS WILL HAVE A 5/8" 90° SLAM STOP AT 1/3 OF THE SLAM FROM THE HINGE SIDE OF THE DOOR. THE STOP SHALL BE 1/2" OF 1/3 OF THE DOOR WIDTH. THE DOOR SHALL BE ON THE HINGE SIDE. THE STOP SHALL CONSIST PLACE ON THE HINGE SIDE.

ROOM FINISH SCHEDULE

ROOM NAME	FLOOR	FLOOR BASE		WALLS		CEILING			REMARKS
		MATERIAL	FINISH	MATERIAL	FINISH	MATERIAL	FINISH	HEIGHT	
FOYER	TILE	WOOD	-	DRYWALL	PAINT	DRYWALL	PAINT	8'-0"	
LIVING ROOM	CARPET	WOOD	PAINT	DRY. BD.	PAINT	DRY. BD.	PAINT	8'-0"	
DINING ROOM	CARPET	WOOD	PAINT	DRY. BD.	PAINT	DRY. BD.	PAINT	8'-0"	
HALL	CARPET	WOOD	PAINT	DRY. BD.	PAINT	DRY. BD.	PAINT	8'-0"	
KITCHEN	TILE	WOOD	PAINT	DRY. BD.	PAINT	DRY. BD.	PAINT	8'-0"	
BEDROOM	CARPET	WOOD	PAINT	DRY. BD.	PAINT	DRY. BD.	PAINT	8'-0"	
BATHROOM	TILE	TILE	PAINT	DRY. BD.	PAINT	DRY. BD.	PAINT	8'-0"	MOIST RESIST. GYP BD FAILTILE AT TUB
FAMILY RM	CARPET	WOOD	PAINT	DRY. BD.	PAINT	DRY. BD.	PAINT	8'-0"	
GARAGE	CONCRETE	-	-	GYP BLK	PAINT	DRY. BD.	-	8'-0"	

DOOR SCHEDULE

DOOR NO.	DOOR TYPE	DOOR SIZE	DOOR MATERIAL	FRAME MATERIAL	FRAME HEAD	FRAME JAMB	HDWR SET	REMARKS
1	A	1'-0"X7'-0"	WOOD / SC	WOOD				FLUSH
2	A	2'-6"X7'-0"	WOOD / SC	WOOD				LOUVER 3/4 FULL DOOR, 2 PANEL FLUSH
3	A	2'-6"X7'-0"	WOOD / HC	WOOD				FLUSH
4	A	2'-6"X7'-0"	WOOD / HC	WOOD				POCKET DOOR
5	B	2'-6"X7'-0"	WOOD / HC	WOOD				FLUSH
6	B	2'-0"X7'-0"	WOOD	WOOD				FULL LOUVERED 3/4-FLD
7	B	1'-0"X7'-0"	WOOD	WOOD				FULL LOUVERED 3/4-FLD
8	B	2'-6"X7'-0"	WOOD	WOOD				FULL LOUVERED 3/4-FLD
9	C	5'-0"X7'-0"	ALUM / GLASS	ALUM				SLIDING GL DOOR (OF 1 SAFETY GL)
10	C	6'-0"X7'-0"	ALUM / GLASS	ALUM				SLIDING GL DOOR (OF 1 SAFETY GL)
11	C	16'-0"X7'-0"	WPL	WPL				GARAGE DOOR W/ PANELS

REVISIONS
1 01/19/2001

This drawing and design is the property of the Architect. Reproduction or use without written permission of Adrian Alvarez is prohibited.

adrian alvarez architect
1000 S.W. 120 AVE.
MIAMI, FL. 33186
TEL (305) 232-1344
FX NO. 4355589

WEST MIAMI "SIX"
Model "B" Reverse

NORTH

DATE 08/22/2000
SCALE 1/4"=1'-0"
PHASE
A-2

27